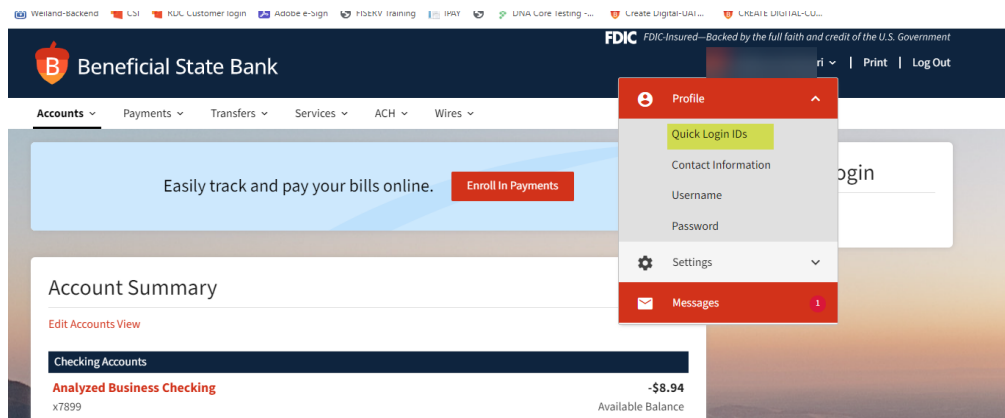




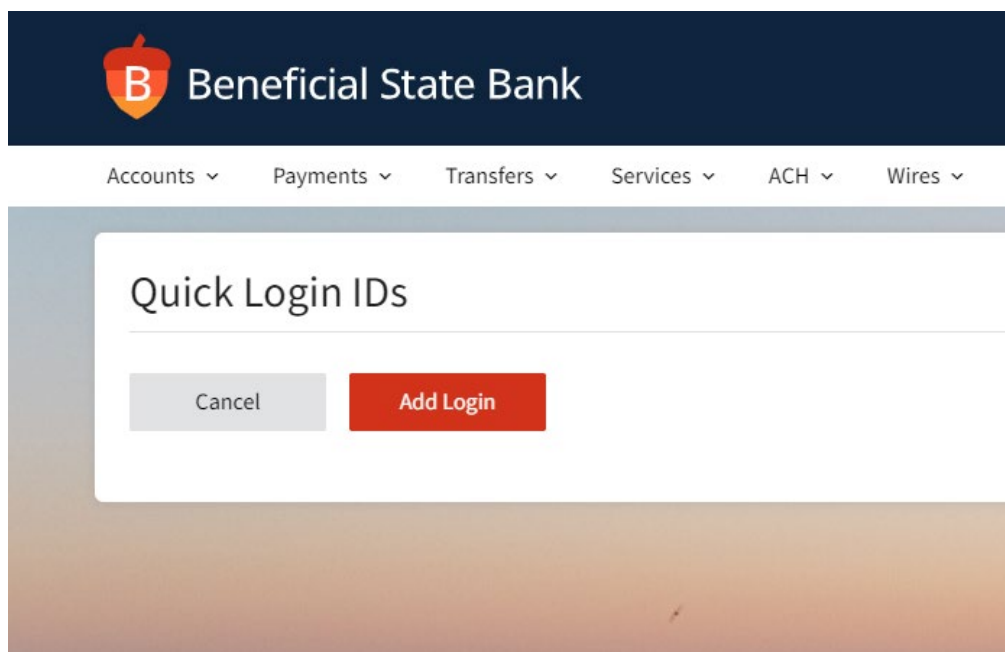
How to Add Additional User Logins to Quick Login Feature

Note: To access the Quick Login feature, you must sign in to each profile.

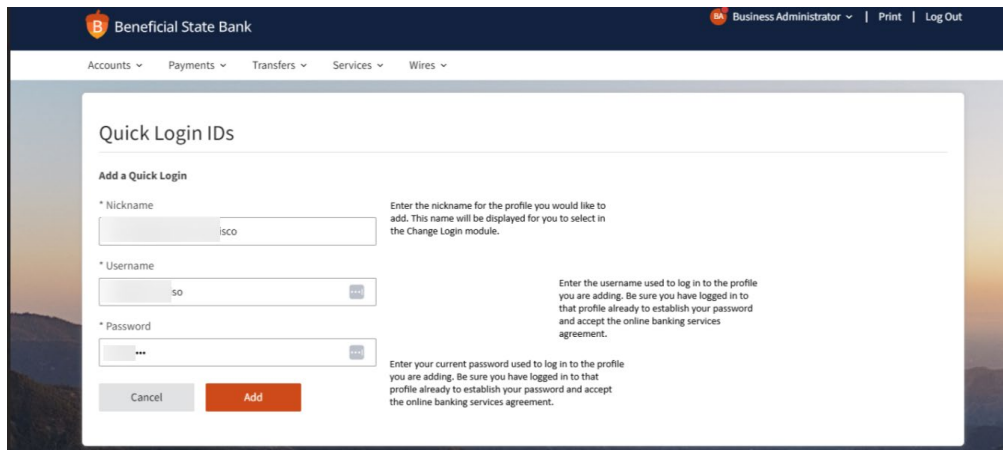
1. Sign in to the main profile (to which you would like to add the additional user profiles as Quick Login).
2. Once logged into online banking, click on your name → Profile → Quick Login IDs.



3. Click the “Add Login” button.



4. Populate the following fields.
 - Nickname: Enter the nickname that you would like to reference within the Change Login widget.
 - Username: Enter the username used to log in to the profile.
 - Password: Enter the password used to log in to the profile.
5. Click the “Add” button.



Beneficial State Bank Business Administrator | Print | Log Out

Accounts ▾ Payments ▾ Transfers ▾ Services ▾ Wires ▾

Quick Login IDs

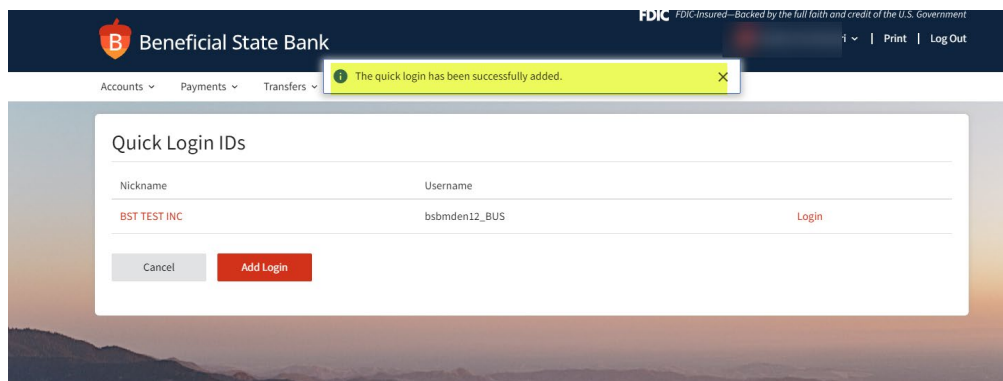
Add a Quick Login

* Nickname Enter the nickname for the profile you would like to add. This name will be displayed for you to select in the Change Login module.

* Username Enter the username used to log in to the profile you are adding. Be sure you have logged in to that profile already to establish your password and accept the online banking services agreement.

* Password Enter your current password used to log in to the profile you are adding. Be sure you have logged in to that profile already to establish your password and accept the online banking services agreement.

6. View the success message.



Beneficial State Bank FDIC FDIC-Insured—Backed by the full faith and credit of the U.S. Government | Print | Log Out

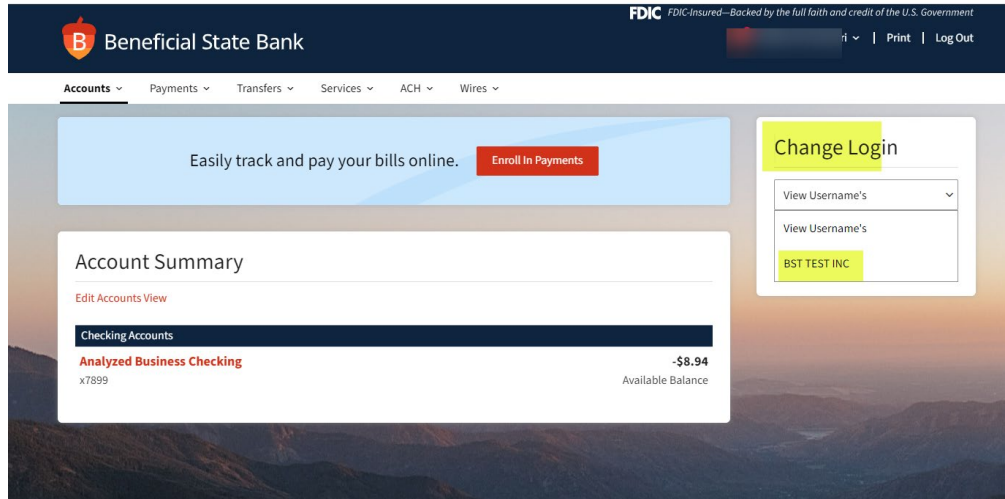
Accounts ▾ Payments ▾ Transfers ▾ The quick login has been successfully added.

Quick Login IDs

Nickname	Username	
BST TEST INC	bsbmden12_BUS	Login



You will be able to access the additional business accounts by clicking on Change Login → Dropdown located in the Online Banking dashboard.



7. Log off and then sign in using the username and password for the next profile. Repeat the steps above to add all other logins for all profiles. This will ensure you can access all logins when selecting the next username from the Change Login widget.